




Manufacturing Quality Vacuum Nozzles and Accessories for Commercial and Residential Vac Systems

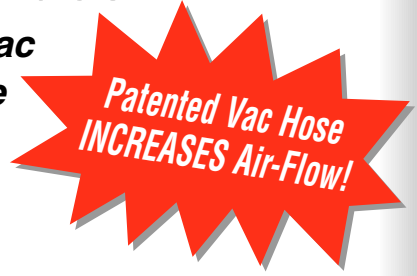


PRODUCT LINE	page
Vac Tool Kits	
Model #100-DB	2
Model #115-DB	3
Clam Shell Retail Packaging	4-5
Hose Ends & Couplings	
Wet/Dry Vac Adapters	
Crevice Tools	
Hose Ends Bulk Packed	6-7
Swivel & Non-Swivel Hose Ends	
Wet/Dry Vac Tank Adapters	
Couplings	
45° Hose End Nozzles	
Professional Accessories	8
Floor Tool Kits	
Do-It-Yourself Car Wash Vac Kit	
Vacuum Hoses	9
Claw Nozzles	10-11
Short Claw Nozzles	
Long Claw Nozzles	
Crevice Tools	
Nozzle Hangers	
Wall Inlet Valves	



EXPANDS the Reach of Wet-Dry Vacs!

Now you can improve the performance of your wet-dry vac with Mr. Nozzle's superior, crushproof, polyethylene hose that's **BUILT TO LAST!**



Model #100-DB Vac Tool Kit
PACKAGED: Display Box • 4 per master
Model #100-DBS Vac Tool Kit
PACKAGED: Display Box • 4 per master <i>Special Packaging. Parts #15 and #16 added</i>
Model #100-P Vac Tool Kit
PACKAGED: Poly Bag • 6 per master
Model #100-SB Vac Tool Kit
PACKAGED: Shippable Box • 4 per master

Includes each of the following:

- Model #312 • 12 ft. 1 1/2" dia. Vac Hose
- Part #CT-A • Crevice Tool
- Part #SCN-1.5 • Claw Nozzle
- Part #5 • 2 1/4" Wet/Dry Vac Tank Adapter
- Part #6 • Patented Swivel Hose End

**Other adapter sleeves available to fit larger wet-dry vac openings - see page 7.*

Model #100-DB (Shown)

Model #100-DB VAC TOOL KIT

- Injection molded hose ends stay tough for years
- Rugged blow-molded crevice tool is perfect for tight areas
- Non-clogging claw nozzle for wide area cleaning
- Engineered to fit any standard wet-dry vac with 2 1/4" diameter opening*

EXPANDS the Reach of Wet-Dry Vacacs

...PLUS MORE!

Model #115-DB VAC TOOL KIT PLUS

*For Commercial and Residential Use with all the features
of our popular Model #100-DB.*

Includes each of the following:

- Model #200-P • Floor Tool Kit w/one extra FREE pole
- Model #315 • 15 ft., 1 1/2" dia. Vac Hose
- Model #400 • Do-It-Yourself Car Wash Vacuum Kit*
- Part #CT-A • Crevice Tool
- Part #LCN-1.5 • 23" Long Claw Nozzle
- Part #SCN-1.5 • Claw Nozzle
- Part #5 • 2 1/4" Wet/Dry Vac Tank Adapter
- Part #6 • Patented Swivel Hose End
- Part #11 • 45° Hose End Nozzle
- Part #15 • 2 1/2" O.D. Adapter Sleeve
- Part #16 • 2 5/8" O.D. Adapter Sleeve

** For contents of Model #400 Do-It-Yourself
Car Wash Vacuum Kit - see page 9.*



Model #115-DB Vac Tool Kit PLUS
PACKAGED: Display Box • 3 per master
Model #115-SB Vac Tool Kit PLUS
PACKAGED: Shippable Box • 3 per master



Model #115-DB



Clam Shell Retail Packaging

Mr. Nozzle's retail accessories group includes colorful, convenient clamshell hangers.

Descriptions of each part are detailed on reverse and include french and spanish translations.

See pages 6, 7 and 9 for additional information.



Part #11-R - Front

CLAM SHELLS

PART	DESCRIPTION	COLOR	PACKAGED
#1-R	1 1/2" Non -Swivel Hose End Vacuums up liquids.	Gray	4 per master
#5-R	2 1/4" Wet/Dry Vac Tank Adapter Connects any 2 1/4" I.D. wet-dry vac to Mr. Nozzle Vac Hose.	Black	4 per master
#6-R	1 1/2" Swivel Hose End Allows vac tool to move while hose stays stationary.	Gray	4 per master
#9-R	Vac Hose Coupler Connects two hoses to make 24-30 ft. hose.	Gray	4 per master
#11-R	45° Hose End Nozzle Allows air flow for picking up liquids and small particles.	Gray	4 per master
#15-R	2 1/2" Adapter Sleeve Connects any 2 1/2" I.D. wet-dry vac to Mr. Nozzle Vac Hose w/#5 Tank Adapter.	Black	4 per master
#16-R	2 5/8" Adapter Sleeve Connects any 2 5/8" I.D. wet-dry vac to Mr. Nozzle Vac Hose w/#5 Tank Adapter.	Black	4 per master
#17-R	1 1/4" to 1 1/2" Vac Tool Adapter Connects Swivel Hose End to any 1 1/4" vac tool.	Gray	4 per master
CT-B-R	1 1/2" Crevice Tool Fits into Mr. Nozzle 1 1/2" Swivel Hose End and gets into tight areas.	Gray	4 per master
CT-D-R	1 1/4" Crevice Tool Our slimmest crevice tool. Great for reaching into the smallest spots.	Black	4 per master



Part #11-R - Back



Part #1-R



Part #5-R



Part #6-R



Part #9-R



Part #15-R



Part #16-R



Part #17-R



Part CT-B-R



Part CT-D-R

Hose Ends

Mr. Nozzle's line of Swivel and Non-Swivel Hose Ends and Couplings are manufactured of strong, impact-resistant PVC.



NON-SWIVEL HOSE ENDS

PART	DESCRIPTION	COLOR	PACKAGED
#1	Connects 1 1/2" Nozzle to 1 1/2" Hose	Gray	Any quantity
#2	Connects 1 1/2" Nozzle to 2" Hose	Gray	Any quantity
#3	Connects 2" Nozzle to 1 1/2" Hose	Gray	Any quantity
#4	Connects 2" Nozzle to 2" Hose Also adapts wet/dry vacs with 2 1/4" opening to 2" vac hose	Gray	Any quantity



Part #1



Part #2




Part #3



Part #4

WET/DRY VAC TANK ADAPTER

Polystyrene



PART	DESCRIPTION	COLOR	PACKAGED
#5	Adapts Mr. Nozzle Vac Tool Kits to all wet/dry vacs with 2 1/4" I.D. opening	Black	Any quantity



Part #5



Part #6

SWIVEL HOSE ENDS

Patented swivel hose end allows vac tool to move freely while hose stays in place.



PART	DESCRIPTION	COLOR	PACKAGED	WHOLESALE
#6	Connects 1 1/2" Nozzle to 1 1/2" Hose	Gray	Any quantity	\$2.00
#7	Connects 1 1/2" Nozzle to 2" Hose	Gray	Any quantity	\$2.75
#8	Connects 2" Nozzle to 2" Hose	Gray	Any quantity	\$2.20



Part #7




Part #8



COUPLINGS




PART	DESCRIPTION	COLOR	PACKAGED
#9	Connects 1 1/2" Hose to 1 1/2" Hose	Gray	Any quantity
#10	Connects 2" Hose to 2" Hose	Gray	Any quantity



45° HOSE END NOZZLE

Allows airflow for picking up liquids and small items.

PART	DESCRIPTION	COLOR	PACKAGED
#11	1 1/2" 45° Nozzle to 1 1/2" Hose. 5 1/4" long	Gray	Any quantity
#12	1 1/2" 45° Nozzle to 2" Hose. 5" long	Gray	Any quantity
#13	1 1/2" 45° Nozzle to 2" Hose. 6 1/2" long	Gray	Any quantity
#14	2" 45° Nozzle to 2" Hose. 5 1/2" long	Gray	Any quantity



ADAPTER SLEEVES

Designed and manufactured to fit wet/dry vacs. Polystyrene.

PART	DESCRIPTION	COLOR	PACKAGED
#15	2 1/2" Adapter Sleeve Connects any 2 1/2" I.D. wet-dry vac to Mr. Nozzle Hose with Part #5 Wet/Dry Vac Tank Adapter or other 2 1/4" O.D.	Black	Any quantity
#16	2 5/8" Adapter Sleeve Connects any 2 5/8" I.D. wet/dry vac to Mr. Nozzle Vac Hose with Part #5 Wet/Dry Vac Tank Adapter.	Black	Any quantity
#17	1 1/4" to 1 1/2" Vac Tool Adapter Connects Swivel Hose End to any 1 1/4" vac tool.	Gray	Any quantity






Professional Accessories

Why work so hard? Mr. Nozzle's Floor Tool products not only help get the job done faster and easier, they're tough and long-lasting, too!

Model #200 Floor Tool Kit

Includes each of the following:

- Part #202 • Floor Brush
- Part #203 • Floor Tool Extension Tube (2)
- Part #204 • Round Brush



FLOOR TOOL KIT

Makes reaching and bending easy when using your wet-dry vac!

MODEL	DESCRIPTION	COLOR	PACKAGED
#200-SB	Floor Tool Kit Adapts to any Mr. Nozzle Vac Tool Kit	Black	Shippable Box 12 Units Per Master
#200-P	Floor Tool Kit Adapts to any Mr. Nozzle Vac Tool Kit	Black	Polybag 20 Units Per Master

FLOOR TOOL ACCESSORIES

Included in Model #200 Floor Tool Kit shown above and sold separately.



Part #204



Part #202



Part #203

PART	DESCRIPTION	COLOR	PACKAGE
#202	Floor Brush Fits Mr. Nozzle Extension Tube	Black	Polybag Any Quantity
#203	Floor Tool Extension Tube 18 1/2" long.	Black	Polybag Any Quantity
#204	Round Brush 2 1/2" x 1 1/4" Fits Mr. Nozzle Extension Tube	Black	Polybag Any Quantity



Model #400

DO-IT-YOURSELF CAR WASH VACUUM KIT

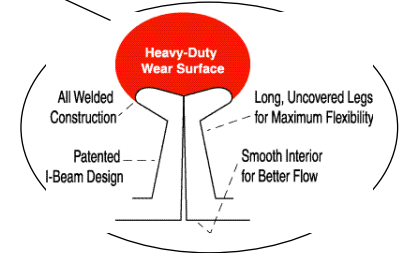
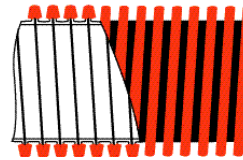
Slips over vacuum hose end at do-it-yourself car washes for easy access to tight spots.

MODEL	DESCRIPTION	COLOR	PACKAGED
#400	Vacuum Kit Includes: Adapter, 1 1/4" Crevice Tool and Round Brush	Black	Polybag Any Quantity



Vacuum Hoses

Mr. Nozzle's crush-proof polyethylene hose combines superior toughness and long life with unmatched handling ease. All Mr. Nozzle Hoses are designed for use with chemicals.



HOSE with COUPLING

Allows addition of 12 ft., 1 1/2" I.D. hose to existing 12' ft. hose.

MODEL	DESCRIPTION	COLOR	PACKAGED
#300-SB	12' Hose With hose coupling Part #9	Orange on Black	Shippable Box 4 Units Per Master
#300-P	12' Hose With hose coupling Part #9	Orange on Black	Polybag 6 Units Per Master



VACUUM HOSE

Crush-proof, polyethylene hose manufactured for years of use.

MODEL	DESCRIPTION	COLOR	PACKAGED
#312	12' x 1 1/2" I.D. Hoses Without hose ends.	Orange on Black	6 Units Per Master
#312-OE	12' x 1 1/2" I.D. Hoses With hose ends - Parts #5 and #6	Orange on Black	6 Units Per Master
#315	15' x 1 1/2" I.D. Hoses Without hose ends	Gray, Yellow, Blue, Black, Orange on Black	6 Units Per Master
#315-OE	15' x 1 1/2" I.D. Hoses With hose ends - Parts #5 and #6	Orange on Black	6 Units Per Master
#315-2	15' x 2" I.D. Hoses Without hose ends	Gray, Yellow, Blue, Black	3 Units Per Master
#350	50' x 1 1/2" I.D. Hoses Without hose ends	Gray, Yellow, Blue, Black	2 Units Per Master
#350-2	50' x 2" I.D. Hoses Without hose ends	Gray, Yellow, Blue, Black	1 Unit Per Master



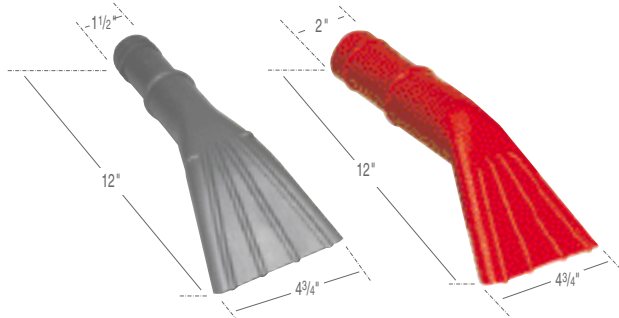
- Mr. Nozzle stocks Vac Hoses in our gray, yellow, blue, black, orange on black.
- All are available in two sizes: 1 1/2" and 2".
- Any other colors or color combinations are a Special Order.
- All are designed for use with chemicals.
- Other size Vac Hoses available upon request.





Claw Nozzles

Mr. Nozzle's line of hardworking claw nozzles and crevice tools are manufactured of high density polyethylene for long life and maximum durability.



Part #SCN-1.5

Part #SCN-2.0



SHORT CLAW NOZZLES

Sturdy, non-clogging claw vac nozzle

PART	DESCRIPTION	COLOR	PACKAGED
#SCN-1.5	1 1/2" Claw 12" long	Blue, Gray, Yellow, Black, Orange, Teal, Red	50 Per Master
#SCN-2.0	2" Claw 12" long	Blue, Gray, Yellow, Black, Orange, Teal, Red	50 Per Master




PART
#LCN-1.5

LONG CLAW NOZZLES

For jobs requiring an extended reach


PART	DESCRIPTION	COLOR	PACKAGED
#LCN-1.5	1 1/2" Long Claw 23" long	Black only	12 Per Master







CREVICE TOOLS Rugged tools for tight areas

PART	DESCRIPTION	COLOR	PACKAGED
#CT-A	16" x 1 1/2" Slim Line	Orange, Gray, Black	Any Quantity
#CT-B	10 7/8" x 1 1/2" Extra Slim	Gray	Any Quantity
#CT-C	15" x 1 1/2" Metal	Chrome Plated	Any Quantity
#CT-D	9" x 1 1/4" Extra Slim	Black	Any Quantity
#CT-E	17" x 1 1/4" Extra Slim	Gray	Any Quantity
#CT-F	28" x 1 1/4" Extra Slim	Gray	Any Quantity



VACUUM NOZZLE HANGERS Pad & screws included

PART	DESCRIPTION	COLOR	PACKAGED
#NH-A	Nozzle Hanger For use with both 1 1/2" & 2" nozzles Fits 1 3/4" to 2" dia. pole	Aluminum	Any Quantity
#NH-B	Nozzle Hanger For use with only 1 1/2" nozzles Fits 1 3/4" to 2" dia. pole	Aluminum	Any Quantity



Part #NH-A

Part #NH-B

NOTE: Styles of vacuum nozzle hangers may change periodically as we strive to provide you with the best quality products available.

HANGER REPLACEMENT PADS Screws not included

PART	DESCRIPTION	COLOR	PACKAGED
#HRP-A	Fits Hanger #NH-A	Rubber	Any Quantity
#HRP-B	Fits Hanger #NH-B	Rubber	Any Quantity

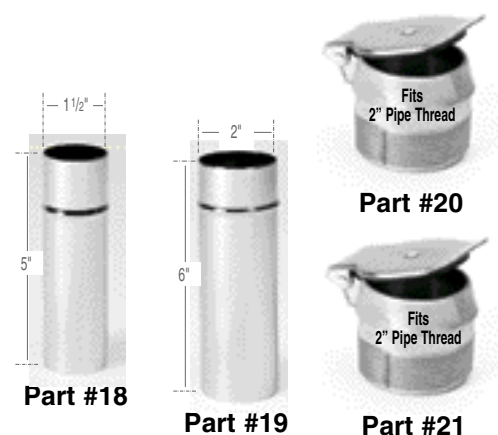


Part #HRP-A

Part #HRP-B

WALL INLET VALVES and ADAPTERS

PART	DESCRIPTION	COLOR	PACKAGED
#18	1 1/2" x 5" Valve Adapter Connects 1 1/2" hose to Part #20	Chrome	Any Quantity
#19	2" x 6" Valve Adapter Connects 2" hose to Part #21	Chrome	Any Quantity
#20	1 1/2" Central System Wall Inlet Valve w/spring loaded cap. Use with Part #18	Metal	Any Quantity
#21	2" Central System Wall Inlet Valve w/spring loaded cap. Use with Part #19	Metal	Any Quantity



NEW - PET Vac Tool Kit

Use this handy wet-dry vac attachment to quickly and easily groom your pet just like the professionals do!

- Expertly brushes and dries pet's fur while it massages.



"Bow-WOW, this is great!"



Model #K9

Available in shippable box or polybag.

Includes each of the following:

Model #312 • 12 ft. 1 1/2" dia. Vac Hose

Model #K9-3 • Grooming Kit

Includes:

Round Gentle Touch Dog Brush

Wide Angle Vac Brush

1 1/4" to 1 1/2" Adapter

Part #5 • 2 1/4" Wet/Dry Vac Tank Adapter


Part #6 • Patented Swivel Hose End

*Other adapter sleeves available to fit larger wet-dry vac openings - see page 7.

Model #K9-SB Pet Vac Tool Kit
PACKAGED: Shippable Box • 4 per master
Model #K9-P Pet Vac Tool Kit
PACKAGED: Poly Bag • 6 per master

Pet Vac Tool Kit Accessories

MODEL	DESCRIPTION	COLOR	PACKAGE
#K9-3	Grooming Kit Includes: Round Dog Brush, Wide Angle Vac Brush and 1 1/4" to 1 1/2" Adapter Exclusively designed for use with Mr. Nozzle's hose ends.	Gray	1 kit per polybag. 12 polybags per master.
#K9-AR	Air Reducer Reduces air flow for smaller animals. Includes: #6 Swivel Hose Ends (2) and Ball Valve	Gray/White	1 air reducer per polybag. 10 polybags per master.



PART	DESCRIPTION	COLOR	PACKAGE
#K9-RB-G	Replacement Brush 2 1/4" diameter Gentle Touch Brush	White	3 brushes per polybag. 20 polybags per master.
#K9-RB-F	Replacement Brush 2 1/4" diameter Firm Touch Brush	White	3 brushes per polybag. 20 polybags per master.



NOTE: Gentle and Firm Brushes look the same.

website: www.mrnozzleinc.com
email: sales@mrnozzleinc.com

Catalog photos available upon request